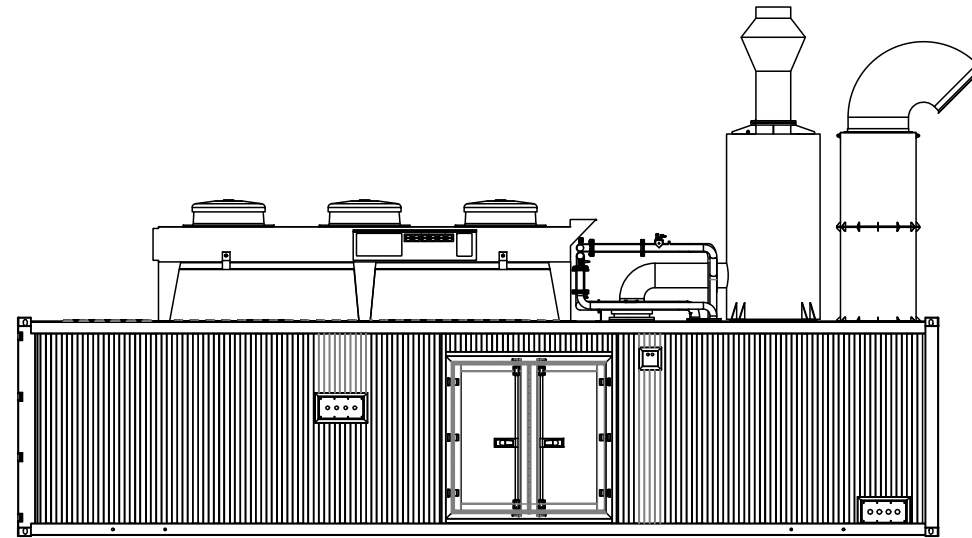
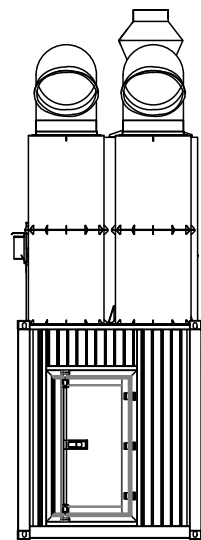


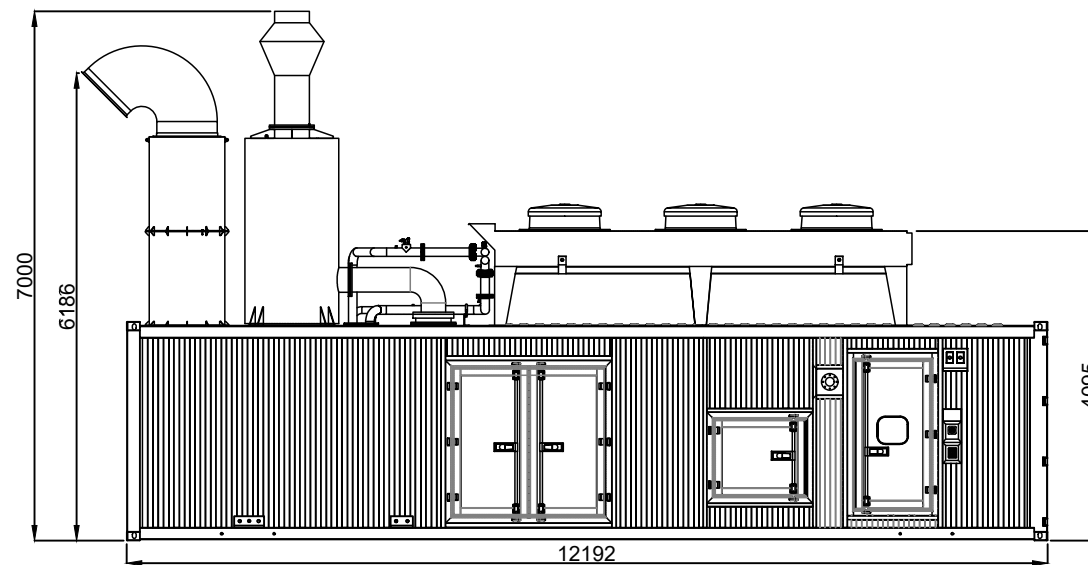
08071.00001.00076.16.TAM-08.0 Engine Elevations.dwg



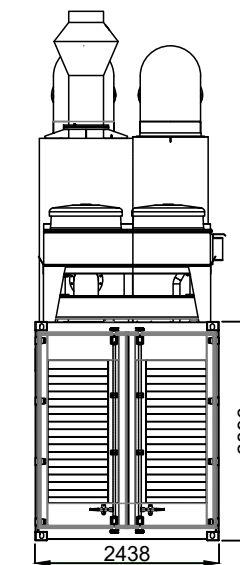
POWER CABLE ENTRANCE SIDE VIEW



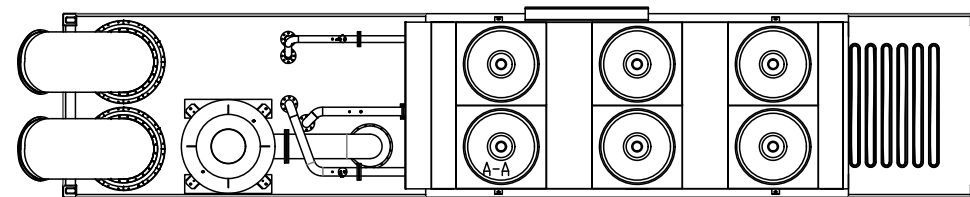
PUMP KIT SIDE VIEW



CONTROL PANEL SIDE VIEW



ALT SIDE VIEW



PLAN VIEW



LEGEND

1. DETAIL SHOWN HAS BEEN TAKEN FROM VPOWER GROUP DRAWING, DRAWING REF TR18017-16V4000L64_04_01, DATED 10TH AUGUST 2018.



SUITE 5, BRINDLEY COURT
GRESLEY ROAD
SHIRE BUSINESS PARK
WORCESTER WR4 9FD
T: +44 (0)1905 751310
F: +44 (0)1905 751311
www.slrconsulting.com

LAND AT THE NORTH EAST SIDE OF
TAME STREET, STALYBRIDGE, SK15 1ST

TAME POWER
URBAN GRID SUPPORT

ENGINE ELEVATIONS

TAM-08

Scale AS SHOWN

Date AUGUST 2021